

MCO-170AICUVDL-PA

cellIQ™

High Heat Sterilization CO₂ Incubator

5.8 cu.ft. | 165 L



MCO-170AICUVDL-PA



Our Cell-IQ™ CO₂ incubators provide optimal cultivation conditions with precise CO₂ concentration, temperature and humidity while remaining easy to clean and operate. During cell culturing, the inCu-saFe® germicidal interior and SafeCell™ UV continuously protect against potential contaminants. A unique dual heat system sterilizes the incubator interior.

Precise and Repeatable Environment

InCu-saFe and SafeCell UV function together to create contamination control against external microbes. InCu-saFe is comprised of a germicidal copper enriched stainless steel interior. SafeCell UV decontaminates circulated air and the humidity reservoir. A unique heating system and the dual filter infrared sensor precisely control temperature and CO₂ levels, respectively.

Dual Heat Sterilization

An integrated auxiliary sterilization system is utilized together with the incubator cultivation heaters to provide an effective, energy efficient sterilization process. Melamine foam insulation minimizes heat leakage to adjacent incubators and dramatically reduces elevated external surface temperatures.

Improved Use and Maintenance

A color LCD touchscreen allows full control and visibility of the incubator's internal conditions, even with gloved hands. A USB port makes transferring data to a PC convenient. The incubator has fully rounded corners and shelf channels integrated into the chamber side walls for ease of cleaning and maintenance.



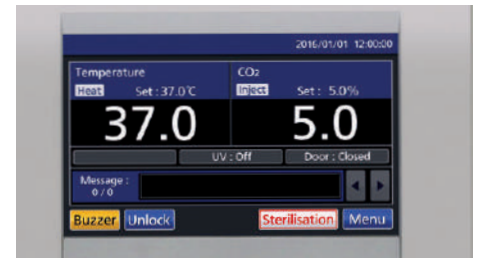
Optimum Cell Growth

Optimal results and reproducibility make the MCO-170AICUVDL-PA incubator ideal for tissue culture research, genomic expression, antibody production, transfection and transduction procedures.



Efficient Workflow

Laboratory processes are more efficient with less incubator downtime. There is no need to remove inner components of the incubator or calibrate after sterilization.



Intuitive Usability

The control panel interface allows for easy programming of temperature, CO₂, high heat sterilization and other internal conditions of your incubator.



Model MCO-170AICUVDL-PA

Specialized Dual Heating System

The MCO-17AICUVDL-PA is engineered with a dual heat system. The primary heater maintains precise temperature control over a setpoint range from 5°C above ambient to 50°C. The secondary heater is activated when the high heat sterilization cycle is initiated as both heaters combine to reach 180°C. Specialized melamine foam cabinet insulation retains high heat sterilization temperature while maintaining safe exterior surface temperatures.

Rapid CO₂ Recovery

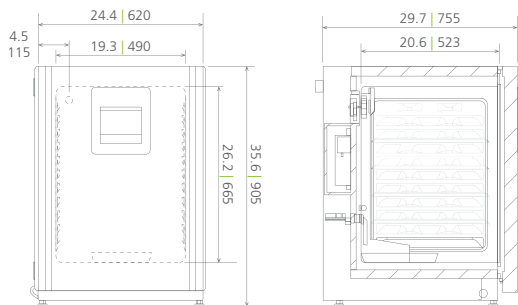
A dual filter infrared sensor signals the microprocessor controller to inject CO₂ to maintain desired setpoint conditions. Sensor response accelerates CO₂ recovery to setpoint without overshoot following frequent door openings.


Antimicrobial Interior

InCu-saFe copper enriched stainless steel interior surfaces create a germicidal barrier to airborne contaminants that enter the incubator during door openings. The stainless steel material resists corrosion and offers the contamination fighting advantages of copper but without discoloration.

Dimensions

Unit : inch | mm



Model Number		MCO-170AICUVDL-PA
External Dimensions (W x D x H) ¹⁾	inches mm	24.4 x 29.7 x 35.6 620 x 755 x 905
Internal Dimensions (W x D x H)	inches mm	19.3 x 20.6 x 26.2 490 x 523 x 665
Volume	cu.ft. liters	5.8 165
Net Weight	lbs kg	176 80
Performance		
Warranty ²⁾		3 years parts and labor, 5 years CO ₂ sensor
Temperature Control Range and Fluctuation ³⁾	°C	+5 above ambient to +50, ± 0.1
Temperature Uniformity ³⁾	°C	± 0.25
CO ₂ Control Range and Fluctuation ³⁾	%	0 to 20, ± 0.15
Humidity Level & Fluctuation	% RH	95 at 37°C, ± 5
Control		
Controller		Microprocessor
Temperature Sensor		Thermistor
Display		Color LCD touchscreen readable in 0.1 increments
Sensor	CO ₂	Dual filter IR
Construction		
Exterior Material		Painted steel (rear cover coated steel)
Interior Material		Stainless steel copper enriched alloy
Insulation		Melamine foam insulation
Outer Door	qty	1 with electronic password protected lock
Field Reversible Door		Included
Inner Door	qty	1 (sealing tempered glass with positive latch)
Humidity Pan	qty	1 (stainless steel)
Shelves	qty	4 (stainless steel copper enriched alloy)
Shelf Dimension (W x D x H)	inches mm	18.5 x 17.7 x 0.5 470 x 450 x 12
Max. Load per Shelf	lbs kg	15.4 7
Max. Total Load	lbs kg	61.6 28
Max. Shelf Capacity	qty	10
Access Port / Position	qty	1; rear upper left
Access Port Diameter	inches mm	1.2 30 (with silicone (non-VOC) stopper)
Leveling Feet	qty	4
Decontamination Control		
InCu-safe Chamber, Plenum, Shelves	passive	Included (stainless steel copper enriched alloy)
SafeCell UV Light System	passive/active	Included
Alarms (V=Visual Alarm, Buzzer Alarm, R=Remote Alarm)		
Power Failure		R
Temperature Deviation	high	V-B-R
Gas Deviation	CO ₂	V-B-R
Door Open		V-B
Gas Supply Empty	CO ₂	V-B-R
Electrical and Noise Level		
Power Supply		115V, 1Ø, 60Hz, NEMA 5-15P requires NEMA 5-15R receptacle
Noise Level ⁴⁾	dB(A)	25
Options		
Semi-Automatic One Point Gas Calibration Kit		MCO-SG-PW
CO ₂ Gas Pressure Regulator	psi	0 – 15; MCO-100L
Automatic CO ₂ Cylinder Changeover System		MCO-21GC-PW
InCu-saFe Shelf		MCO-170ST-PW
InCu-saFe Shelf-Reinforced		MCO-170RT-PW
InCu-saFe Half Tray System		MCO-25ST-PW
Stacking Plate ⁵⁾		MCO-170PS-PW
Double Stacking Bracket ⁵⁾		MCO-170SB-PW
Roller Base		MCO-170RB-PW
4-20mA Analog Output		MCO-420MA-PW
Optional Communication System		
Wireless, Cloud-based, Automatic Data Management		LabAlert® Monitoring System

¹⁾ Exterior dimensions of main cabinet only, excluding handle and other external projections

²⁾ Current warranty offered at time of printing and may be subject to change; US and Canada only

³⁾ Ambient temperature 23°C, setting 37°C, CO₂ 5%, no load

⁴⁾ Nominal value, background noise 20 dB[A]

⁵⁾ If stacking two incubators, make sure the double stacking dedicated secure hardware and spacer are used
Note: Additional options available.

Specifications are subject to change without notice.

For latest specification information contact PHC Corporation of North America at info@us.phcd.com. Performance data herein is based on independent testing at time of publication.

