

Incubators

Heated and Refrigerated

MIR Series
EPA SNAP Compliant Refrigerants

MIR-154-PA
4.3 cu.ft. | 123 L
MIR-254-PA
8.4 cu.ft. | 238 L
MIR-554-PA
14.3 cu.ft. | 406 L



These heated and refrigerated incubators are suitable for applications that require a temperature range of -10°C to +60°C. Programs can be set for three-step functions useful for investigations involving microbiology, plant cell biology and more. These incubators maintain accurate temperature control and consistent uniformity making them a great fit for laboratory, industrial and testing applications.

Stable Performance

The high performance conditioning system delivers a stable temperature environment with excellent uniformity across a wide temperature range. Industrial quality heaters are used to assure fast response to controller demand following door openings.

Practical Cabinet Design

Gentle fan forced airflow creates optimum temperature uniformity without drying out media. Reversible doors with triple-pane glass promote temperature stability. The large capacity model includes a light tight cover. Adjustable wire shelves include protective coating for long life. Interior fluorescent lamps are standard. Model MIR-154-PA is stackable.

Programming

Incubator function includes adjustable programs to manage temperature, start and stop times, clock modes, countdowns and timer delays. All programming is entered through the touchkey interface. Up to 10 programs can be stored in memory.



Wide Temperature Range

Temperature setpoints are adjustable in 0.1°C increments over the operating range from -10°C to +60°C. Temperature flexibility permits use in a variety of storage, processing and testing applications.



Microprocessor Controller

The microprocessor-based temperature control system with memory back-up has touchkey interface to simply program and setpoint inputs as desired. High visibility LCD temperature and time displays provide real-time status. Audible and visual alarms warn of setpoint deviations.



SNAP Compliant Refrigerants

New generation SNAP compliant, low flammability HFO refrigerants assure low environmental impact. The use of SNAP compliant refrigerants underscores enhanced performance and reliability while supporting facility sustainability objectives. For information on SNAP refrigerants visit <https://www.epa.gov/snap>.

MIR Incubators Refrigerated Incubators

MIR-154-PA | MIR-254-PA | MIR-554-PA

Dimensions

Unit : inch | mm

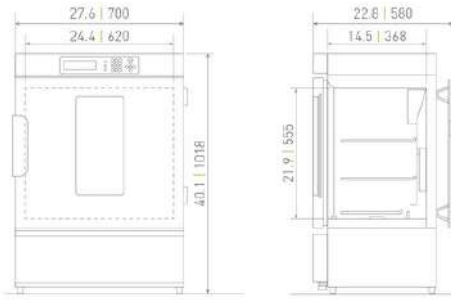


Illustration shown for Model MIR-154-PA.

Dimensions

Unit : inch | mm

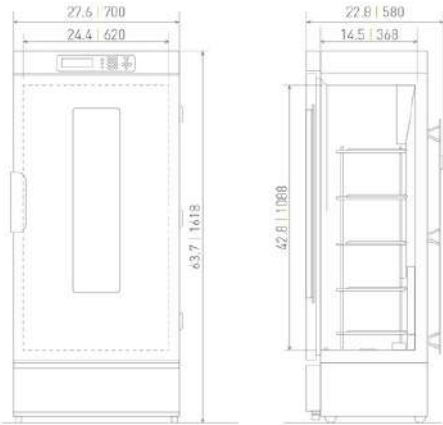


Illustration shown for Model MIR-254-PA.

Dimensions

Unit : inch | mm

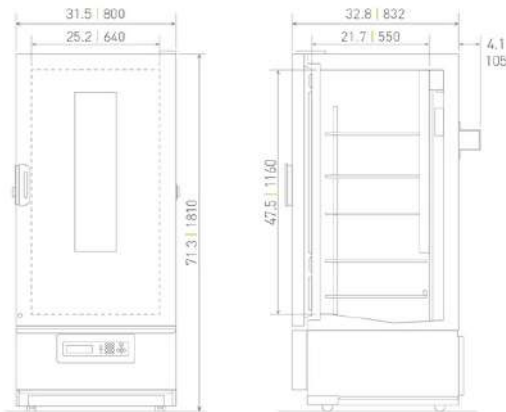


Illustration shown for Model MIR-554-PA.

Dimensions		MIR-154-PA	MIR-254-PA	MIR-554-PA
Exterior Dimensions (W x D x H)	inches mm	27.6 x 22.8 x 40.1 700 x 580 x 1018	27.6 x 22.8 x 63.7 700 x 580 x 1618	31.5 x 32.8 x 71.3 800 x 832 x 1810
Interior Dimensions (W x D x H)	inches mm	24.4 x 14.5 x 21.9 620 x 368 x 555	24.4 x 14.5 x 42.8 620 x 368 x 1088	25.2 x 21.7 x 45.7 640 x 550 x 1160
Volume	cu. ft. liters	4.4 123	8.4 238	14.3 406
Net Weight	lbs kg	172 78	238 108	430 195
Performance				
Warranty ¹⁾		2 years parts & labor, 3 years compressor parts	2 years parts & labor, 3 years compressor parts	2 years parts & labor, 3 years compressor parts
Cooling Performance ²⁾	°C	-10°C to 60°C	-10°C to 60°C	-10°C to 60°C
Uniformity	°C	+/- 1.5	+/- 1.5	+/- 1.5
Control				
Controller		Microprocessor	Microprocessor	Microprocessor
Display		LCD - alpha numeric viewscreen	LCD - alpha numeric viewscreen	LCD - alpha numeric viewscreen
Temperature Sensor		Thermistor	Thermistor	Thermistor
Programming		12 steps, 1 to 99 repeatable, max. 10 program memory	12 steps, 1 to 99 repeatable, max. 10 program memory	12 steps, 1 to 99 repeatable, max. 10 program memory
Refrigeration				
Refrigeration System		Single compressor	Single compressor	Single compressor
Compressor	W	1 (150 Output)	1 (250 Output)	1 (250 Output)
Condenser		Wire / tube - exterior back	Wire / tube - exterior back	Wire / tube - exterior back
Refrigerant ³⁾		SNAP approved R-513A	SNAP approved R-513A	SNAP approved R-513A
Conditioning System		Fan forced air	Fan forced air	Fan forced air, rear wall plenum
Insulation Material		Rigid polyurethane foamed-in place	Rigid polyurethane foamed-in place	Rigid polyurethane foamed-in place
Defrost		Automatic and manual	Automatic and manual	Automatic and manual
Defrost Heater	W	1 (141)	1 (218)	1 (322)
Construction				
Exterior		Painted steel	Painted steel	Painted steel
Outer Door	qty	1 (Solid painted steel w/ triple pane view window)	1 (Solid painted steel w/ triple pane view window)	1 (Solid painted steel w/ triple pane view window and light tight door)
Interior		Stainless steel	Stainless steel	Stainless steel
Light		1 (15W fluorescent)	1 (15W fluorescent)	1 (15W fluorescent)
Outer Door - Key Lock		—	—	Standard
Stackable		Yes - w/ optional tray	—	—
Wire Shelves - Adjustable ⁴⁾	qty	2 (upper)	5	4
Shelf - Dimension (W x D)	inches mm	22.4 x 11.8 570 x 300	22.4 x 11.8 570 x 300	22.9 x 17.3 580 x 440
Max. Load per Shelf	lbs kg	44 20	44 20	110 50
Wire Shelf ⁴⁾	qty	1 (lower)	—	1 (lower)
Shelf - Dimension (W x D)	inches mm	21.6 x 9.2 550 x 235	—	22.9 x 19.3 580 x 490
Max. Load per Shelf	lbs kg	44 20	—	110 50
Stainless Steel Tray	qty	—	1 (not adjustable)	—
Access Port	qty	1 (w/ plug)	1 (w/ plug)	2 (w/ plug)
Access Port Position		Left sidewall	Left sidewall	Left and right sidewall
Access Ports	inches mm	1.6 40	1.6 40	1.6 40
Casters	qty	—	4	4
Leveling Feet - Adjustable	qty	4	4	4
Alarms (V=Visual Alarm, B=Buzzer Alarm, R=Remote Alarm)				
Power Failure		R	R	R
High Temperature		B-R	B-R	B-R
Low Temperature		B-R	B-R	B-R
Door Open		V-B-R	V-B-R	V-B-R
Remote Alarm Contacts		DC 30V 2 A (normally open, normally closed, common)	DC 30V 2 A (normally open, normally closed, common)	DC 30V 2 A (normally open, normally closed, common)
Electrical and Noise Level				
Power Supply		115V, 1Ø, NEMA 5-15P, requires NEMA 5-15 R receptacle	115V, 1Ø, NEMA 5-15P, requires NEMA 5-15 R receptacle	115V, 1Ø, NEMA 5-15P, requires NEMA 5-15 R receptacle
Frequency	Hz	60	60	60
Noise Level	dB(A)	41	44	45
Options				
Stacking Plate		MIR-S1545B	—	—
Pad Lock Bracket		MIR-LP	MIR-LP	—
Interface Board		MTR-L03	MTR-L03	MTR-L03
Interface Board		MTR-480	MTR-480	MTR-480
Light Add-On Kit		MIR-L15	MIR-L15	MIR-L15
Inner Door Kit		—	—	MIR-55ID
Optional Communication System				
Wireless, Cloud-Based, Automatic Data Management			LabAlert® Monitoring System	

¹⁾ Current warranty offered at time of printing and may be subject to change; US and Canada only

²⁾ Ambient temperature: 5°C to 35°C, no load

³⁾ Compliant with SNAP Acceptability Determination https://www.epa.gov/sites/production/files/2016-09/documents/snap_notice_31_factsheet.pdf

⁴⁾ Polyethylene coated wire shelves

Note: The unit with CE mark complies with EC directives. Design or specifications may be subject to change without notice.

Specifications are subject to change without notice.

For latest specification information contact PHC Corporation of North America at info@us.phcd.com.



PHC Corporation of North America
1300 Michael Drive, Suite A, Wood Dale, IL 60191
Toll Free USA (800) 858-8442, Fax (630) 238-0074
www.phcd.com/us/biomedical